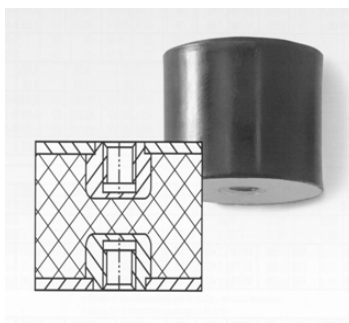
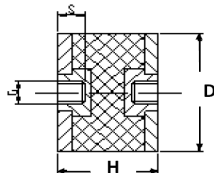


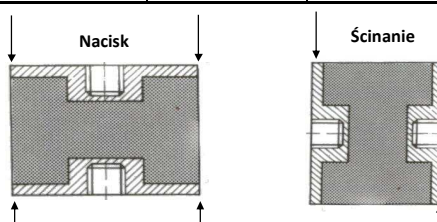
## Type C

NR - 55° 60° Shore



| Nr Kat    | Wymiar<br>D/H<br>mm | Śruba<br>Gwint | Nacisk       | Ugięcie       | Ścinanie     | Ugięcie       |
|-----------|---------------------|----------------|--------------|---------------|--------------|---------------|
|           |                     |                | F (max)<br>N | S (max)<br>mm | F (max)<br>N | S (max)<br>mm |
| 20-00095* | C 10/10             | M4             | 96           | 1,6           | 12           | 1,2           |
| 20-00583* | C 15/15             | M4             | 120          | 1,5           | 40           | 2,0           |
| 20-00360  | C 20/20 40° Sh      | M6             |              |               |              |               |
| 20-01289* | C 20/20             | M6             | 170          | 1,6           | 50           | 2,5           |
| 20-00584  | C 20/25             | M6             | 150          | 2,2           | 40           | 2,7           |
| 20-00362  | C 20/30 40° Sh      | M6             |              |               |              |               |
| 20-00363  | C 20/30             | M6             |              |               |              |               |
| 20-01291  | C 25/20             | M6             | 280          | 1,7           | 90           | 3,0           |
| 20-01292  | C 25/25             | M6             | 260          | 2,2           | 80           | 3,5           |
| 20-00475  | C 30/25             | M8             | 370          | 2,2           | 120          | 3,6           |
| 20-00356  | C 30/28 40° Sh      | M8             |              |               |              |               |
| 20-00357  | C 30/28 60° Sh      | M8             |              |               |              |               |
| 20-00110  | C 30/30 40° Sh      | M8             |              |               |              |               |
| 20-01455* | C 30/30             | M8             | 355          | 2,6           | 110          | 4,1           |
| 20-01075  | C 30/35             | M8             | 436          | 3,1           | 208          | 9,4           |
| 20-00358  | C 30/36 40° Sh      | M8             |              |               |              |               |
| 20-00476  | C 30/40             | M8             | 429          | 3,6           | 208          | 10,9          |
| 20-00404  | C 40/30 40° Sh      | M8             |              |               |              |               |
| 20-00551* | C 40/30             | M8             | 700          | 2,7           | 250          | 5,2           |
| 20-00587  | C 40/40             | M8             | 650          | 3,9           | 250          | 7,4           |
| 20-00887  | C 40/40 40° Sh      | M8             |              |               |              |               |
| 20-01456* | C 50/30             | M10            | 1200         | 2,4           | 400          | 5,2           |
| 20-00116  | C 50/35             | M10            | 1150         | 2,9           | 400          | 6,4           |
| 20-00364  | C 50/36 40° Sh      | M10            |              |               |              |               |
| 20-00669  | C 50/36             | M10            |              |               |              |               |
| 20-00665  | C 50/36 70° Sh      | M10            |              |               |              |               |
| 20-01457* | C 50/40             | M10            | 1100         | 3,3           | 400          | 7,4           |
| 20-00366  | C 50/42 40° Sh      | M10            |              |               |              |               |
| 20-01025  | C 50/45             | M10            | 1050         | 4,1           | 400          | 8,6           |
| 20-00368  | C 50/48 40° Sh      | M10            |              |               |              |               |
| 20-01313* | C 50/50             | M10            | 1050         | 4,9           | 400          | 9,7           |
| 20-00371  | C 75/36 40° Sh      | M12            |              |               |              |               |
| 20-00121  | C 75/40 40° Sh      | M12            |              |               |              |               |
| 20-01318  | C 75/40             | M12            | 2900         | 3,2           | 900          | 7,0           |
| 20-01541  | C 75/45             | M12            |              |               |              |               |
| 20-00374  | C 75/48 40° Sh      | M12            |              |               |              |               |
| 20-00123  | C 75/50 40° Sh      | M12            |              |               |              |               |
| 20-01320  | C 75/50             | M12            | 2600         | 4,1           | 900          | 9,0           |
| 20-00125  | C 75/55             | M12            | 2400         | 4,6           | 900          | 10,1          |
| 20-01324  | C 100/40            | M16            | 6500         | 2,9           | 1500         | 5,6           |
| 20-00376  | C 100/42 40° Sh     | M16            |              |               |              |               |
| 20-00378  | C 100/48 40° Sh     | M16            |              |               |              |               |
| 20-00098  | C 100/55 40° Sh     | M16            |              |               |              |               |
| 20-01325  | C 100/55            | M16            | 5100         | 4,9           | 1500         | 9,1           |
| 20-00387  | C 140/60            | M20            |              |               |              |               |
| 20-02401  | C 150/55            | M16            |              |               |              |               |

Inne wymiary na zapytanie



Pomoc Techniczna: tel.: 22-771- 4687, tel. kom.: 664-219-805, e-mail: warmot@o2.pl

" WARMOT " Sklep Motoryzacyjno - Przemysłowy H. Jastrzębski, ul. Nowolipki 15, 00-151 Warszawa,  
tel. 022 831-0101, e-mail: warmot@o2.pl; NIP: 532-102-95-47, REGON: 14071292